



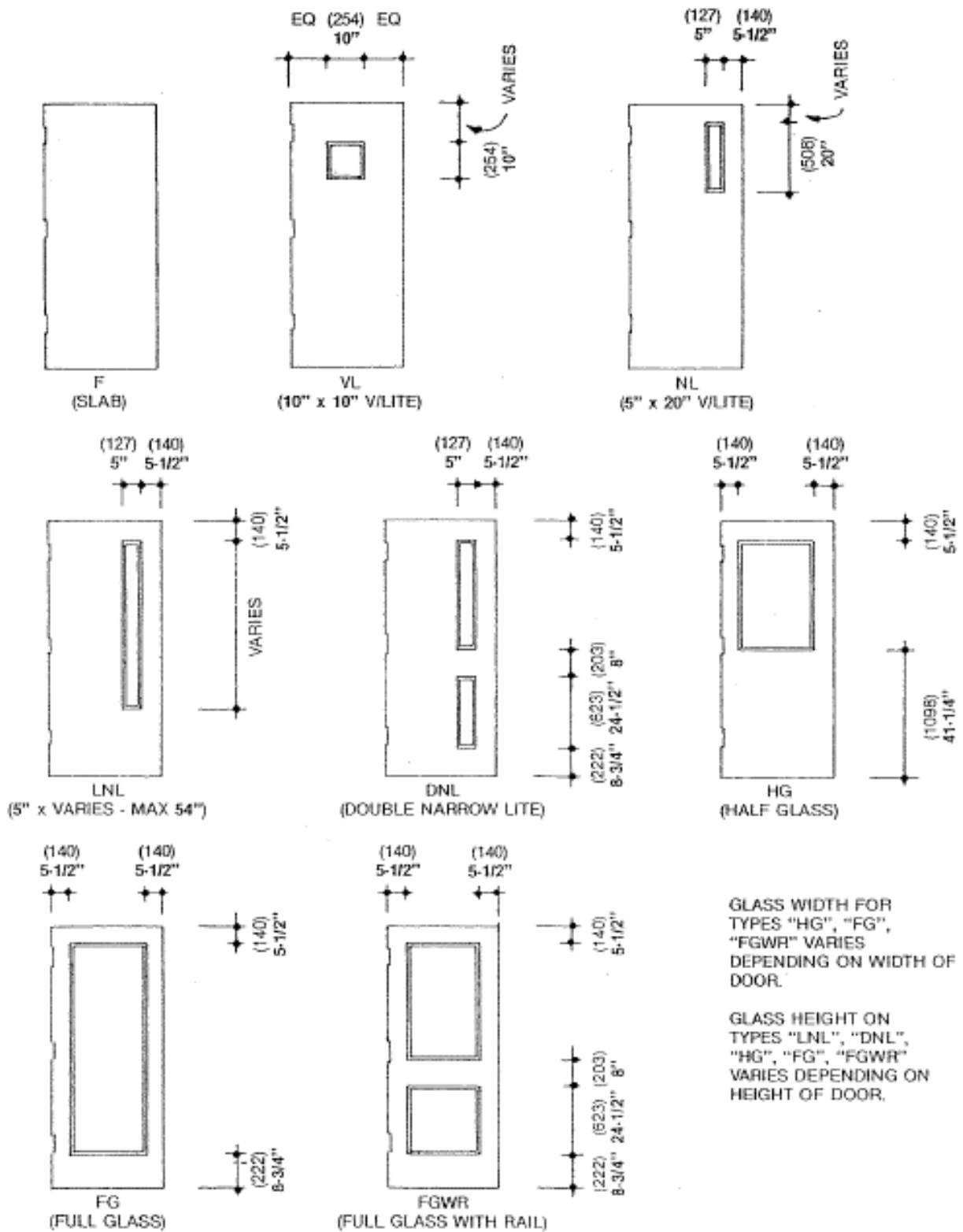
# HOLLOW METAL DOOR LITE KIT INFORMATION

GLAZING LIMITATIONS FOR FIRE RATED HM DOORS	FIRE RATING	MAXIMUM GLAZING PERMITTED
	3 Hour	LS.18 Gauge Minimum, No Glass Permitted.
	1-1/2 Hour	Maximum 100 Square Inches (0.064 M <sup>2</sup> ) Per Leaf, Maximum Linear Dimension of 33" (838mm).
	3/4 Hour	Maximum 1296 Square Inches (0.835 M <sup>2</sup> ) Per Leaf, Maximum Linear Dimension of 54" (1372).

<p><b>Narrow Lite (NL) 5x20</b> Location: 6" top rails x 6" strike side stile.</p> <p><b>Long Narrow Lite (LNL) 5x??</b> Location: 6" top rails x 6" strike side stile. ?? Vert/Length: 6'8 = 32", 6'10 = 34", 7'0 = 36".</p> <p><b>Long Narrow Lite 7'0 (LNL70) 5x54"</b> Location: 6" top rails x 6" strike side stile.</p> <p><b>Double Long Narrow Lite (DLNL)</b> Loc: 6" top rail x 6" strike stile x 8" Midrail UPPER Lite: 6'8 = 32", 6'10 = 34", 7'0 = 36". LOWER Lite: 5x24"</p> <p><b>Vision Lite (VL) 10x10</b> Location: The top rail is typically approx. 16" (please specify) x center in door width.</p>	<p><b>Half Lite (HL)</b> Location: 6" top rails x 6" strike side stiles. Horz/Width: Door width MINUS 12". Vert/Length: 6'8 = 32", 6'10 = 34", 7'0 = 36".</p> <p><b>Full Glass with Rail (FGWR)</b> Location: 6" top rails x 6" strike side stiles x 8" Midrail. Horz/Width: Applies to both the Upper and Lower Lites - Door width MINUS 12". UPPER Lite: Calc same as Half Lite (HL). LOWER Lite Vert/Length: 24".</p> <p><b>Full Glass (FG70)</b> Location: 6" top rails x 6" strike side stiles. Only stocked for 3'0 x 7'0 doors. Horz/Width: 24". LOWER Lite Vert/Length: 68-1/2".</p>
--	--





# HOLLOW METAL DOOR LITE KIT INFORMATION





# HOLLOW METAL DOOR LITE KIT INFORMATION

<p><b>SNAP LITE KIT</b></p>	<p>This Kit is stocked in the component's sizes listed below. The gap is 3/8" for glass up to 1/4" thick plus glazing tape.</p>	
---------------------------------	---	---

<p><b>THERMAL LITE KIT</b></p>	<p>This Kit is stocked in 10'0" lengths and each Kit is custom made. The gap is 1-1/8" for glass up to 1" thick plus glazing tape.</p>	
------------------------------------	--	---

## SNAP LITE KIT COMPONENTS

Horizontal Sections					Vertical Sections				
Description	Abbr.	Sec.Length	Glass Size	Cut-out Size	Description	Abbr.	Sec.Length	Glass Size	Cut-out Size
Narrow Lite	NLH	6-1/4"	6"	6-3/8"	Vision Lite	VLV	12"	10-3/4"	11-1/8"
Vision Lite	VLH	11"	10-3/4"	11-1/8"	Narrow Lite	NLV	21"	19-3/4"	20-1/8"
Half Glass x 2'6"	HG26	18-1/4"	18"	18-3/8"	Lower Lite for FGWR		25-1/4"	24"	24-3/8"
Half Glass x 2'8"	HG28	20-1/4"	20"	20-3/8"	Half Glass x 6'8"	HG68	33-1/4"	32"	32-3/8"
Half Glass x 2'10"	HG210	22-1/4"	22"	22-3/8"	Half Glass x 6'10"	HG610	35-1/4"	34"	34-3/8"
Half Glass x 3'0"	HG30	24-1/4"	24"	24-3/8"	Half Glass x 7'0"	HG70	37-1/4"	36"	36-3/8"
Half Glass x 3'2"	HG32	26-1/4"	26"	26-3/8"	Long Narrow Lite	LNLV	55-1/4"	54"	54-3/8"
Half Glass x 3'6"	HG36	30-1/4"	30"	30-3/8"	Full Glass x 7'0"	FG70	69-3/4"	68-1/2"	68-7/8"
Half Glass x 4'0"	HG40	36-1/4"	36"	36-3/8"					